














STORM SEWER MAP 2025

LEGEND

- | | |
|---|--|
|  UNL OWNED PIPE |  OPEN CHANNEL |
|  CITY OWNED PIPE |  INLET |
|  PRIVATE |  OUTFALL |
|  MANHOLE |  STORMCEPTOR |
|  BOX CULVERT |  CAMPUS BUILDINGS |
| |  PARKING |
| BMP - TYPE | |
|  Turf Infiltration |  Permeable Pavers |

