














**STORM SEWER MAP 2024**

**LEGEND**

- |   |  |
|---|--|
|  UNL OWNED PIPE  |  OPEN CHANNEL     |
|  CITY OWNED PIPE |  INLET            |
|  PRIVATE         |  OUTFALL          |
|  MANHOLE         |  STORMCEPTOR      |
|  BOX CULVERT     |  CAMPUS BUILDINGS |
|   |  PARKING          |
- BMP - TYPE
- |   |  |
|---|--|
|  Turf Infiltration |  Permeable Pavers |
|---|--|

