

Chancellor's University Safety Committee Meeting
Quarterly Meeting
October 21, 2008 • 3:00 p.m.
East Campus Union

The meeting was convened by Vice Chair Chris Cary. Attendees and guests were introduced.

Present: Jeff Lamp on behalf of Jim Jackson (BSM), Eileen Bergt (Landscape Services), Robin Whisman (Campus Rec), Greg Maguire (Housing), Jane Wemhoff (Dining Services), Dr. Roger Quiring (UHC), Coleen Huls (Telecom), Dave Morgan ((UAAD), Karen Schultz (PHREC), Mark Shepherd (EHS), Betsy Howe (EHS), Yoko Smith (EHS), Dr. Joe Dumais (Chemistry, guest)

MEETING DATE CHANGE:

The date for the next meeting was changed to January 27, 2009.

FY 2009 (1st Quarter) INJURY/ILLNESS REPORT

Yoko Smith reported injury incidents by department, types of accidents, and types of employees for the months of July through September 2008 and for 2008 year-to-date.

- 24% of incidents reported this quarter were the result of slips, trips and falls. 20% of incidents involved being struck by moving objects or struck against fixed objects. 20% of incidents involved material handling.
- The top five high-cost injuries for the quarter were presented. This quarter's high-cost injury range was \$11,000-\$130,000 (estimated costs).
- Yoko reviewed the calendar year accident rates, incidents by department, incidents by cause and incidents by type of employment. It was noted that the number of Student Worker injuries was higher, consistent with higher numbers of student employees during the summer months.
- The number and severity of injuries reported from the Animal Science Department is above all other departments with a recordable injury rate of 5.06 and a LTA of 2.02.

OLD BUSINESS

There was discussion about how best to disseminate information on AED purchasing and maintenance. The overall goal is to raise awareness on the benefits of AEDs, and policies concerning AED purchase, upgrade and maintenance. Suggestions included:

- An e-news request for departments with AEDs or those interested in purchasing AEDs to self-identify to receive further information.
- A general article developed for the Scarlet and Daily Nebraskan to review purchasing and maintenance information. Such an article would make clear that AEDs are not supported by university policy or funding, but rather are managed at the department level.
- Contacting the self-identified safety committees and request they share general AED information with their departments/facilities. Not all departments have a safety committee, so this option limits the number of individuals receiving information.

A decision was tabled until the January 27, 2009 meeting.

NEW BUSINESS

Mark Shepherd briefly reviewed the new Chancellor's University Safety Committee charter that is now posted on the Environmental Health & Safety web site. There are several items suggested for further discussion at the next meeting, including:

- Retroactive approval of Administrative and Faculty/Staff appointments from within the current membership must be made.
- Most members have been on the CUSC for some time. Based on the forthcoming list, a determination of terms will need to be made.

One guest attended the Open Forum. Dr. Joe Dumais attended at the request of Dr. Stephen DiMagno, chair of Chemistry Department Safety Committee.

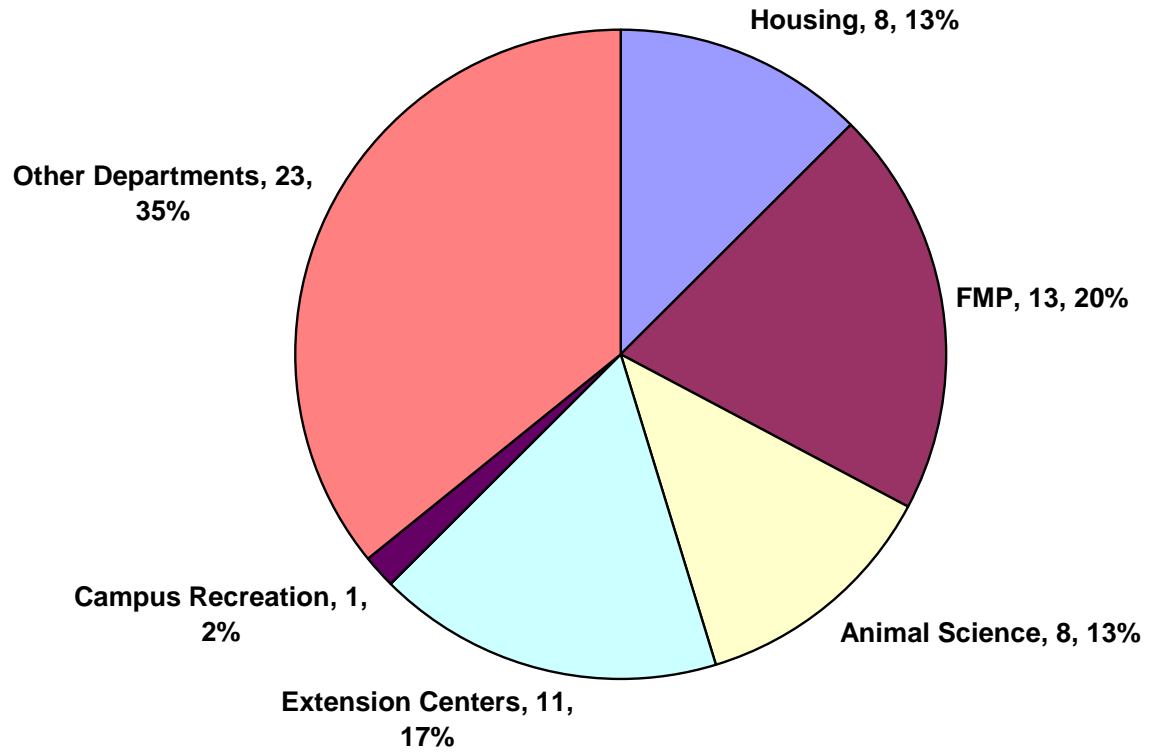
CLOSING REMARKS

The next meeting will be held at the Osborne Athletic Complex, fourth floor conference room. Karen Shultz (PHREC) will attend by speakerphone.

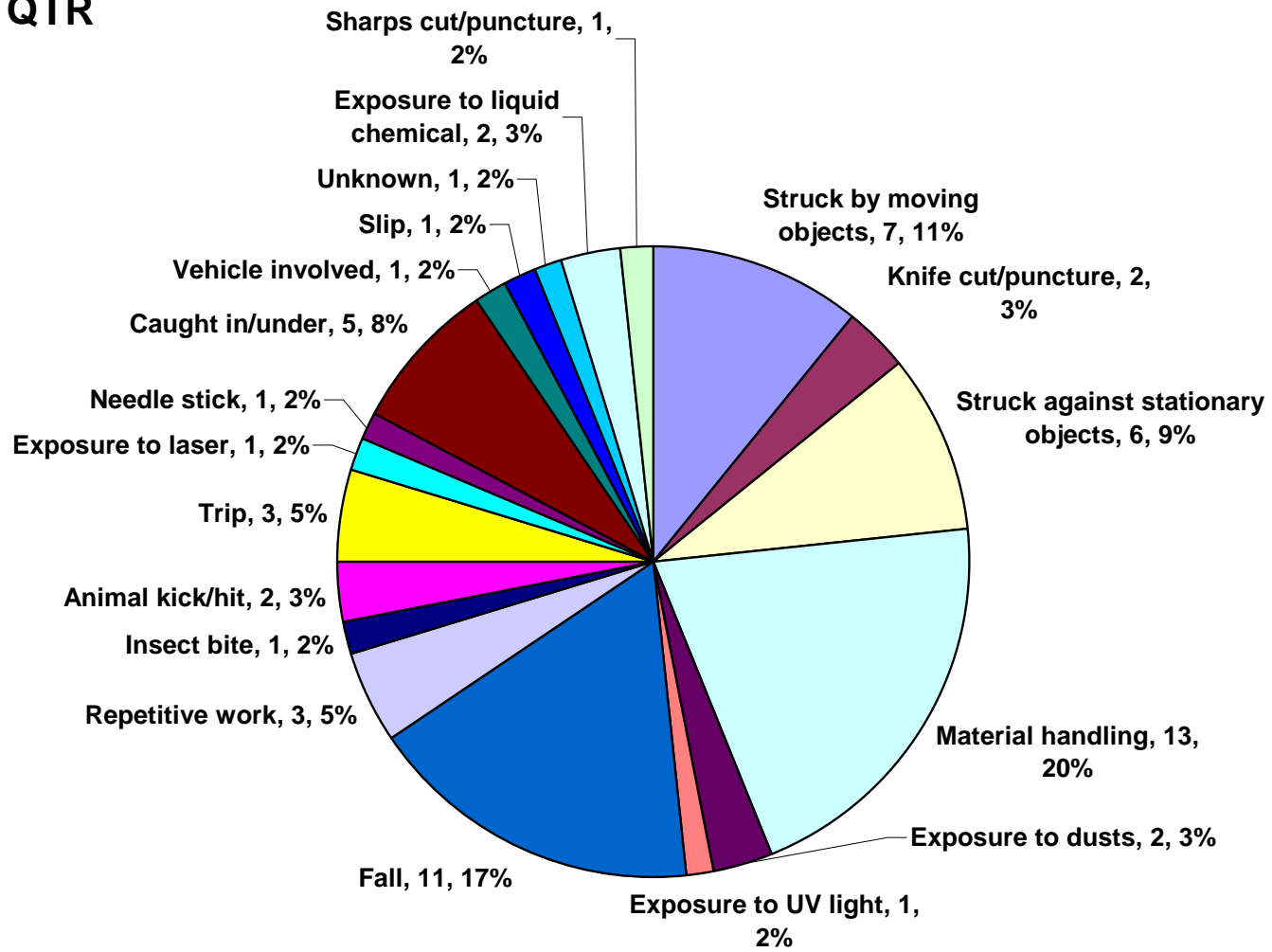
The meeting was adjourned by Vice Chair Christine Cary.

Incidents by Department FY09 First QTR

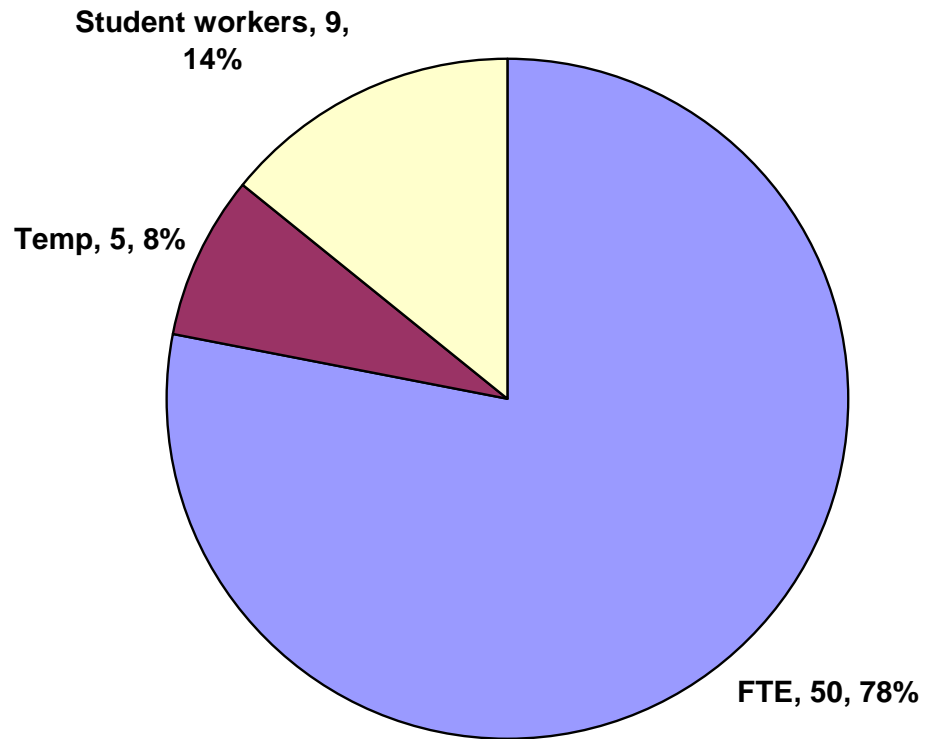
Other departments include; Theatre Arts and Dance, Human Resources, Graduate Studies, Computer Science & Engineering, Lied Center, Mary Riepma Ross Film Theatre, School of Natural Resources, Geosciences, Electrical Engineering, TRIO Program, Veterinary & Biomedical Sciences, Institutional Research and Planning, IANR Agency Operation, Information Services, University Police, Libraries, Food Processing Center, NETV, Telecommunications Center, Accounting, Chemistry, Water Center.



Incident by Cause FY09 First QTR



Types of Employment FY09 First QTR



Summary of High Cost Incidents

Department	Date of incident	Description of event	Investigation and countermeasure	Estimated costs
Custodial	8/14/08	Employee's foot became entangled while plugging in a vacuum to an outlet between scales in a locker room of the Tom Osborne Complex. The employee fractured their left wrist and hip.	The employee was working alone and did not use more accessible outlets. The employee's foot became entangled, causing the employee to twist and fall. The Athletics department moved the scales farther apart.	\$130,408.60
School of Natural Resources	7/31/08	Employee's knee buckled while carrying a 50 lb. boat motor in a paved lot at a research site.	The employee moving the boat motor took a step back and twisted their knee. The supervisor reviewed safe work practices with the workers.	\$32,977.47
Animal Science	7/2/08	Employee's right middle finger was punctured by high pressure water from a power washer. They had just power-washed a pickup and were rolling up the hose afterward.	The power washer's trigger lock was not activated when the incident happened. The power washer has a warning label to remind users to release residual water in the hose before rolling up the hose. The supervisor reminded workers of safe work procedures.	\$24,309.37
Landscape Services	8/20/08	Employee twisted their ankle. Injured employee claimed another employee knocked them down while 'playing around'.	A third party indicated that the injured employee might have been part of the horseplay. The second employee was a summer temporary employee and has since left the university. The department reminded employees not to 'play around' during work.	\$18,850.38
Institutional Research and Planning	8/18/08	Employee walking to work was hit by a cyclist and knocked to the ground.	The employee was walking by Love Library when a cyclist hit the employee head on. The cyclist left the scene without stopping. A police report was filed.	\$11,200.00

Incident Rate YTD (Jan, Feb. Mar. Apr. May, Jun. Jul. Aug. Sept.)

Dept. Name	Hours Worked	# of Total Accidents	# of OSHA Recordable Accidents	# of Lost Time Accidents	Accident Rate (Includes all accidents)	OSHA Recordable Accident Rate	Lost Time Accident Rate*
Housing	888444.27	48	13	5	10.81	2.93	1.13
Facilities Management	708102.72	26	10	6	7.34	2.82	1.69
University Services	260438.04	3	1	1	2.30	0.77	0.77
Animal Science	197805.42	11	5	2	11.12	5.06	2.02
Extension Centers	889652.34	20	9	4	4.50	2.02	0.90
Student Union	163881.72	3	0	0	3.66	0.00	0.00
Agronomy/Horticulture	395865.90	3	3	1	1.52	1.52	0.51
Campus Recreation	145717.29	3	1	1	4.12	1.37	1.37
Athletics	505566.09	4	1	0	1.58	0.40	0.00
Other Units/Departments	8384479.65	61	24	13	1.46	0.57	0.31
Total Hours Worked	12539953.44	182	67	33	2.90	1.07	0.53

*Lost time accidents include lost work time accidents and accidents that caused workers to be on modified duties or to move to a different position.

Following are the rates for comparable industries in 2006. (Source: Bureau of Labor Statistics News)
OSHA does not keep records of all-accident rates.

Industry	Recordable case rate	Lost-time accident rate
Agricultural production - crops	5.8	3.1
Agricultural production - livestock	8.1	3.9
Building Equipment Contractors (electrical, plumbing, etc)	6.4	3.1
Eating and drinking places	4.2	1.4
Services to buildings	4.5	2.7
Colleges and universities	2.5	1